



Maidens Park Primary School



Early Childhood Parent Information Booklet 2026

VISION

To unite with families to provide a culturally safe and supportive environment where students are valued and encouraged to achieve.

VALUES

Integrity – we always act in the best interest of our students and community.

Care – we treat each other and our environment with compassion and mutual respect.

Co-operation – we recognise the importance of sharing and learning together.

Perseverance – we persist and try our best despite difficulties we may face.

PBS EXPECTATIONS



FACTS FOR 2026

Term Dates

Term 1	Monday 2 nd February – Thursday 2 nd April
Term 2	Monday 20 th April – Friday 3 rd July
Term 3	Tuesday 21 st July – Friday 25 th September
Term 4	Monday 12 th October – Thursday 17 th December

School Development Days

School Development Days (SDD), or Pupil Free Days, occur throughout the year. Please find the dates for 2026 below.

Start of the year	Thursday, 29 th January, Friday, 30 th January
Term 1	Friday, 27 th March
Term 3	Monday, 20 th July
Term 3	Friday, 31 August

Public Holidays

2026 Public Holidays for Schools

- Monday, 2nd March – Labour Day
- Monday, 1st June – WA Day

WELCOME

Welcome to Maidens Park Primary School. This is the beginning of a wonderful journey, one we hope you and your child will remember with fond memories.

This booklet includes a summary of the important information you will need regarding the school and the early years of schooling.

Young children enter their first school years with various knowledge, skills, values, and attitudes reflecting their varied backgrounds and experiences. All children develop at different rates and in different ways, including their emotional, intellectual, moral, social, physical, and creative development.

Early Childhood Education comprises classes from kindergarten through to Year Two. At Maidens Park Primary School, we offer a comprehensive education to develop each child's intellectual, social, physical, and emotional development. We are committed to the well-being and care of the individual in a safe, supportive environment. The Early Years Learning Framework (EYLF), the Western Australian Kindergarten Curriculum guidelines and the Western Australian Curriculum underpin all our programs.

We recognise the early years as critically important in building valuable foundations for future learning. We facilitate their learning through play, craft, music, games, movement, and structured lessons to encourage children to maximise their learning and reach their potential. Early Childhood Education ensures that each child is part of a safe, happy, and stimulating environment. Teaching and learning programs are created to ensure individual student needs are met and developed. We recreate social settings through games, drama, and music, encouraging students to partake in discussions and group work. Planned and incidental learning occurs throughout the day as a whole class, in small groups, and individually.

We recognise that play is essential for early learning and is best supported by meaningful interactions with educators. Play provides a context for learning through which children organise and make sense of their social worlds as they engage actively with people, objects, and representations. When children play with other children, they create social groups, test out ideas, challenge each other's thinking and build new understandings.

At Maidens Park Primary School, we recognise and acknowledge that parents are the children's first and most influential teachers. We strongly encourage a shared partnership with families and endeavour to maintain strong home links. Parents are also encouraged to participate in the classroom program on the parent roster.



A TEAM APPROACH

Your child, you, and the school

Children love to see their parents and carers at school, whether helping in the classroom, canteen or involved in other ways. Research shows that students perform better when their parents or carers take an active interest in their learning. Your contribution is valued.

Get involved in your child's school

Ways you might get involved include:

- Help in the classroom

Listen to children read

- Join in children's games
- Help children with computers
- Help with school excursions or events



Join a committee

Parents & Citizens Committee (P&C)

The P&C is involved in making decisions about the school and how it spends money. If you can't join the P&C meetings, you can get involved in what they organise for the school, such as social events and fundraising.

School Board

The School Board plays an essential role in presiding over the school processes, including ratifying financial and school plans and ensuring the school's decision-making reflects the values of its community.

PLAYGROUP

Organised and run by the Child and Parent Centre, Playgroup is open every week to all families with 0-4-year-old children.

Playgroups are different in each community as they reflect the interests and needs of their local families. Playgroup at Maidens Park Primary School includes:

- Indoor and outdoor activities for the children
- Guest speakers to share their knowledge
- Discussion topics raised by families
- General chat

Playgroup is a great opportunity to talk, laugh, share experiences, and get to know other families from our school community.

When: Every Friday

Where: Kindergarten, Room 16

Time: 8:30 – 10:30 am

What to bring: Drinks and snacks for your child.



SCHOOL IS COMPULSORY

Arrival

Kindergarten children attend school:

- **Tuesday:** 8:25 am – 2:30 pm (full day)
- **Wednesday:** 8:25 am – 2:30 pm (full day)
- **Thursday:** 8:25 am – 2:30 pm (full day)

Pre-primary children attend school five (5) days per week, starting at 8:25 a.m.

Attendance

If your child is absent, please notify the school. Although Kindergarten is not compulsory, **once you have enrolled your child, it is compulsory that they attend.**

If my child is late or away

If your child arrives late, you must sign them in at the school in the office; this is the same process if you take your child out of school early for any reason.

All absences require an explanation. You can do this by writing a note explaining why they are away from school, and your child can give this to their teacher when they return to school. You may also phone the school office or reply to the school's attendance SMS.

Please let us know if you know your child will be away in advance.

Picking up children at the end of the day

Ensure your child and their teacher know who will collect them each afternoon. Please let us know if your child is going home with someone other than the custodial parents or emergency contacts. A communication book is available in each class for you to write in details of pick-up changes.

If you are running late for school pick-up, please telephone the school. Children can get upset if you or someone else picking them up comes late.

Keep routines

Kindergarten children can get very tired at night because they are doing so many new and exciting things. For this reason, it helps to keep routines like bath time, meals, and reading time as regular as possible. Getting a good night's sleep is important.

REPORTS

You will receive two formal reports on your child's progress each year, usually at the end of Terms 2 and 4. Parent-teacher meetings allow you to discuss your child's progress with their teacher. If you have concerns throughout the year, please make an appointment with the teacher to discuss these.

PREPARING YOUR CHILD FOR SCHOOL

It's almost time – your child is about to start the first day of a new and exciting experience. You may be wondering where to begin in getting your child prepared.

We recognise that it is a big step for everybody. Developing a positive relationship with you to support your child's learning is vital to us. Our highly qualified teachers and support staff are here to give your child the best possible start.

On the first day

The children must learn the routine of hanging up bags, getting their water bottles and starting the day with various activities.

Show your child around the room and reassure him/her that you will pick them up after school. There may be tears on the first day, so be prepared. After all, for many children, it will be the first time away from their parents and the family. Children usually settle down quickly when they make new friends and discover new activities. We will contact you if there are any concerns or problems.

If necessary, please stay with your child to ensure a smooth transition from home to school.

What to bring each day

Children are required to bring the following items each day:

- A large bag marked with the child's name that is big enough to carry work and belongings home.
- A piece of fruit or vegetable cut up and ready to eat (we do not share fruit).
- A packed lunch
- A spare set of clothes in case of accidents.
- A broad-brimmed or bucket hat to be left in the child's tray at school.
- Drink bottle with WATER only.

Please label ALL your child's belongings to help reduce lost property.

COMMON BEHAVIOURS

Your child may:

- Be very tired, especially in the first few weeks of school.
- Be grizzlier towards the end of the week and the school term.
- Use 'baby talk'
- Wet the bed or have accidents at school.
- Not eat all the food you send OR what more!
- Get very dirty.
- Be jealous of younger siblings who are left at home with you.
- Need reassurance that you still love and care for them deeply.



“What did you do at school today?”

If your child answers this question by saying, “Nothing,” try asking a different question: “What words did you learn today?” or “Who did you play with at lunchtime?”

KINDERGARTEN AND PRE-PRIMARY ASSESSMENT

Your child will have various forms of assessment for learning. Most of these assessments occur during regular classroom activities. Our kindergarten students will be assessed using the Kindergarten Assessment Tool, and our Pre-primary students will have the On Entry Assessment for Literacy and Numeracy in Term One.

School Nurse

The school nurse can discuss health needs and concerns with students and parents.

You will be asked to complete the information on the Health Sheet for your Kindergarten/Pre-Primary child. The school nurse will see your child during the year when a routine school health screening is carried out.

Once you have given written consent, your child will have their vision and hearing tested along with a general assessment. A general assessment may include speech/language development and assessing achievement of developmental milestones. This routine examination commences in Term 2. If you have concerns, please see your child's teacher; this can be performed earlier.

Immunisation

Immunisation should be completed by four (4) years of age. Once completed, please provide the school with an updated copy of your child's immunisation record.

REFERRALS AND FAMILY SUPPORT

Referrals

Our early childhood team may identify areas for which your child may require specialist help. Please discuss your child's needs with your child's teacher.

Attending your appointments with services is very important as they are in great demand and are only available for certain periods of your child's development.

ACCIDENTS AND ILLNESSES

What happens if your child is sick?

At School

If your child gets sick or is injured at school, the school will contact you and provide medical attention. If your child is mildly ill, they will go to the sick bay at the school office, where they can lie down and be monitored. You will be called to collect your child from school if they are too sick to return to the classroom. For this reason, you should always keep your current contact details on file with the school. If staff need medical/ambulance assistance, the school accepts no responsibility for the cost.

At Home

Please keep your child away from school and see your doctor if your child has:

- A fever of 38C or above
- Vomiting or diarrhoea
- Cold or flu symptoms
- Rashes of an unknown origin
- Medical issues

If your child has any medical conditions or allergies, is at risk of anaphylaxis or requires the administration of prescribed medications, the school must be informed. This information will usually be provided as part of the enrolment process; however, it is also important that you inform the school of any changes to your child's health.

It is also important to keep the school informed of any changes in address or contact details. You can do this by:

- Phoning the school on **9724 9450**
- Sending an email to the school: MaidensPark.PS@education.wa.edu.au

Allergies

Anaphylaxis is a severe and sudden allergic reaction to foods such as nuts, shellfish, or insect bites. Suppose your child is diagnosed with a severe allergy to a particular food. In that case, it is vital to inform the school and Principal as early as possible so that strategies can be implemented to minimise exposure to the known allergen.

Medication

Wherever possible, parents are to come to the school to administer medications. If you are unable to do this, then you need to complete all relevant medical forms (available from the office):

- (a) Request for Teachers to Administer Medication form.
- (b) Department of Education Medical Forms – also need to be signed by the prescribing doctor.

School staff do not administer analgesics such as paracetamol to students without written instructions from the student's parent or caregiver. Aspirin must never be administered to students without a medical practitioner's written instruction.

Head Lice

Please check your child's hair regularly and use approved treatment methods. Children are to be excluded until treatment has taken place. Please inform the class teacher so we can encourage everyone to check their child's hair.

Students with Special Needs

If your child has a disability or special needs, please inform the classroom teacher and Principal as soon as possible. The Department of Education provides various specialist services to support students with a disability.

HEALTHY DAYS

Your child needs healthy food for energy and concentration at school. The food your child eats for breakfast will need to sustain them through the morning until recess, and then they need a range of healthy foods for recess and lunch to get them through the school day.



Eating at School

Eating at school will be a different experience for your child than at home or preschool. There are no places to keep food hot or cold. Children often sit on the grass or picnic rug and balance their food on their knees. They will need to be able to open anything that their food is wrapped in.

Tips to help your child

- Pack food that is easy to open, easy to eat, and not messy.
- Write their name on their lunch box, water bottle, and other containers.
- Include a frozen drink bottle to keep food cold.
- Use insulated lunch boxes or cooler bags.
- Avoid using plastic wrap because children find it hard to pull apart.
- Pack tissues or paper around the fruit so it won't bruise.
- Remind your child to wash their hands before eating and to use the toilet at recess or lunch.
- Pack a water bottle for your child each day and remind them that they can also get water from the taps throughout the day.

Crunch & Sip

Classes have Crunch & Sip every day. Please pack your child 'ready to eat' fruit (e.g., Cut up apples or oranges, small pieces of fruit or vegetables).

Recess, lunch, and Crunch & Sip ideas

- Cut fruit into pieces and put them in a small container.
- Cut vegetables such as carrots, celery, and cucumber and put them in a snap-lock bag. In a separate container, put dips or yoghurt to dip vegetables in.
- Make muffins and freeze them. Pack a muffin each day for recess, or keep it at home for an afternoon snack.
- Frozen orange quarters and pineapple rings are refreshing treats in summer.
- Try different types of bread, such as rolls, pita, wholegrain, or tortilla wraps.
- Cook a little extra dinner and save some for lunch the next day. Quiche, homemade pizza slices, vegetable patties, roast vegetables, noodle salads or sausages could be used.

When lunch comes home

Don't be too worried if your child doesn't eat lunch to start with. Sometimes, children are too excited or busy having fun and may not eat all their food!

SCHOOL UNIFORM

Students must wear school uniforms as part of the Dress Code. The school urges all parents to support this requirement.

- Black school shirt
- Black school jumper.
- Black bottoms – skirt or shorts.
- Red, bucket hat or broad-brimmed hat.
- A red, green, or blue plain-coloured shirt for sporting events.

Please ensure your child wears shoes they can manage. Shoes with Velcro or elastic straps they can put on themselves will encourage independence. Slippers, thongs, work boots, gum boots and Ugg boots are inappropriate footwear.

Please provide a spare change of clothes inside your child's school bag if they have an accident. It is normal for a couple of accidents to occur at the beginning of the year. Labelling all items of clothing is required.

ADDITIONAL INFORMATION

Birthdays

We enjoy celebrating birthdays at school. You are welcome to bring cupcakes or wrapped treats when your child has a birthday. Please let us know if you do not wish your child to celebrate birthdays.

Our Treasure – Recyclables!





Your junk is often a treasure for us. We collect and use all sorts of things at school. Some examples of things we collect include:

- Plastic containers – ice cream, yoghurt, butter, etc.
- Cardboard boxes – all sizes (no toilet rolls)
- Doll's clothing or dress-up clothing
- Material – fabric, velvet, lace, felt, wool, feathers, etc.
- Magazines and old cards
- Natural materials – shells, tree bark, nuts
- Bottle tops, lids, beads, buttons, and corks



THE ZONES OF REGULATION

The ZONES of Regulation®

			
<p>BLUE ZONE</p> <p>Sad Sick Tired Bored Moving Slowly</p>	<p>GREEN ZONE</p> <p>Happy Calm Feeling Okay Focused Ready to Learn</p>	<p>YELLOW ZONE</p> <p>Frustrated Worried Silly/Wiggly Excited Loss of Some Control</p>	<p>RED ZONE</p> <p>Mad/Angry Terrified Yelling/Hitting Elated Out of Control</p>

What?

Teaching students strategies for emotional and sensory self-management.

How?

'The Zones approach' uses four colours to help students identify how they are feeling in the moment according to their emotions and level of alertness, as well as guide them to strategies to support regulation. The stages of learning are:

1. Learning about emotions: looking at and naming emotions and placing them in the four zones.
REMEMBER: There are no good or bad emotions!
2. Self-regulation: What works for you? Movement, meditation, breathing, drinking water, drawing, talking!
3. Self-reflection: How big was the problem, and how big was my reaction? Do they match up?

Why?

Students learn emotional control, sensory regulation, self-awareness, and problem-solving abilities. By understanding their emotions, children can consider how their behaviour impacts those around them.

Zones at Home?

You can support your child's understanding by talking to them about their feelings and which zones they have been in today.

ASSOCIATIONS AND SUPPORT GROUPS

Association	Contact
ADHD WA	6457 7544
Autism Association of WA	9489 8900
Asthma Foundation WA	9289 3600
Centrecare <i>Bunbury</i>	9721 5177
Child and Parent Centre <i>Carey Park</i>	9721 6991
Crisis Care <i>24 Hour Service</i>	1800 199 008
Department of Child Protection <i>Bunbury</i>	9722 5000
Domestic Violence Help Line	Women: 1800 007 339 Men: 1800 000 599
Downs Syndrome WA	6182 3690
Family Relationships Advice Line	1800 050 321
Gifted & Talented Children's Association WA	9487 0122
Hudson Road Community Health	9795 9308
Kids Help Line	1800 551 800
Kidsafe WA	6244 4880
Ngala Family Resource Centre	Parenting Line: 9368 9368 Country: 1800 111 546
Perth Children's Hospital	6456 2222
Telethon Speech and Hearing Centre	9387 2441
Wanslea Family Services	1300 969 645
Waratah Support Centre	9791 2884